

Product order information

DC Switching Power Supply

ADC- [] [] [] [] [] [] [] [] [] []

Input specification
 15 - 1Φ2W 187~253Vac
 35 - 3Φ3W 187~253Vac
 37 - 3Φ3W 323~437Vac

Output current value (see output specification form)

Output voltage value (see output specification form)

Example 1: ADC-0400050-15 Input: 1Φ2W 220V Output: 40V 50A
 Example 2: ADC-1600400-35 Input: 3Φ3W 220V Output: 160V 400A
 Example 3: ADC-0401200-37 Input: 3Φ3W 380V Output: 40V 1200A

* If total capacity of orders is beyond the largest capacity of single module (8kW), please refer to the below formula and 19" standard cabinet configuration list form:
 (19" Standard Cabinet×1) + (Monitoring Unit×1) + (Power Module Unit×N) + (Cabinet Accessory×N)

Standard Cabinet	Power Module Unit	Supervisor Unit
<p>DFR-[] [] [] [] [] [] [] [] [] []</p> <p>① Rack height 18 - 19" 18U standard cabinet 32 - 19" 32U standard cabinet 42 - 19" 42U standard cabinet</p> <p>② Input specification 15 - 1Φ2W 187~253Vac 35 - 3Φ3W 187~253Vac 37 - 3Φ3W 323~437Vac</p> <p>③ Output current 02 - < 200A 06 - < 600A 12 - < 1200A 20 - < 2000A 30 - < 3000A</p>	<p>DPU-[] [] [] [] [] [] [] [] [] []</p> <p>① Output voltage/current (see output specification form) Example: 30067 - 30V 67A 60013 - 600V 13A</p> <p>② Input specification 15 - 1Φ2W 187~253Vac 35 - 3Φ3W 187~253Vac 37 - 3Φ3W 323~437Vac</p>	<p>DSU-1000A-[] [] [] [] [] [] [] [] [] []</p> <p>① Interface options 00 - standard interface 10 - isolated analog interface</p>
<p>Accessories</p> <p>DOP-0101A - Simple fix rack DOP-0102A - L shape bracket DOP-0202A - 2U filling panel DOP-0204A - 4U filling panel DOP-0206A - 6U filling panel</p>		

Standard Cabinet Configuration List

Cabinet Model	Power units can be configured (Q'ty)			Monitoring Unit	Capacity (kW)	Input Current (Aac)			Output Current (Aac)					
	DPU2000	DPU4000	DPU8000			DSU1000	Pmax	I _{in} max	CB ^①	200	600	1200	2000	3000
DFR-18A15-xx	5			○	10	90	100	○	○					
DFR-18A35-xx		6		○	24	90	100	○	○	○				
DFR-18A37-xx			3	○	24	52	63	○	○	○				
DFR-32A15-xx	10			○	20	180	225	○	○	○				
DFR-32A35-xx		12		○	48	181	225	○	○	○	○			
DFR-32A37-xx			6	○	48	105	125	○	○	○	○			
DFR-42A15-xx	16			○	32	288	350	○	○	○				
DFR-42A35-xx		16		○	64	241	315	○	○	○	○	○		
DFR-42A37-xx			8	○	64	140	180	○	○	○	○	○	○	

[Remarks]: ① Circuit breaker.

APPLICATION & SERVICE

AC Power Corp. offers products widely applied in multi-professional fields and provides the best power solutions to customers. Our mission is to satisfy customers' demand by considering the whole conditions including power environment, loading allocation, module solution alternative, thoughtful design, efficient manufacturing, and complete maintenance.

Application



Radar



Auto-Test System



Lab



Electric Tools



DC Brushless Motor



Wheel Hub Motor




Integrated Circuit Plate



Capacitor



IGBT Module



Automotive Electronics



Physical Vacuum Deposition



Car Inverter

Automotive Electronics

- Automobile headlight
- Automobile harness
- Car air-conditioner and electromotor inverter
- Brushless motor of EPS and MG units
- Car power component, sound power amplifier test
- Car ABS test application

Production testing process

- Plating
- Vacuum deposition system (PVD)
- Auto test equipment (ATE)
- LCD panel test
- DC motor test
- Electric tool test
- Aging or life test

Electronic Industry

- Passive component e.g. capacitor test
- Integrated circuit test and inspection process
- Semiconductor
- Product design, manufacture, QA and test

Other fields

- Radar system
- Factory and research institute
- Simulated power source of UPS converter
- Battery charging
- Process control
- Navigation wireless communication
- Land moving communication equipment
- Other applications which need constant voltage or constant current power supply



The Power You Trust!



ADC Series

DC Switching Power Supply
 Modular Design

Professional Power Solutions Provider



ISO 9001 FM77639

Distributed by:
 Reliant EMC LLC

3311 Lewis Ave, Signal Hill CA 90755,
 408-916-5750, www.reliantemc.com

Product Description

ADC series of DC switching power supply adopt the technology of pulse-width modulation, with advantage of high power density, high power factor, perfect protection function, fast response speed and high accuracy.

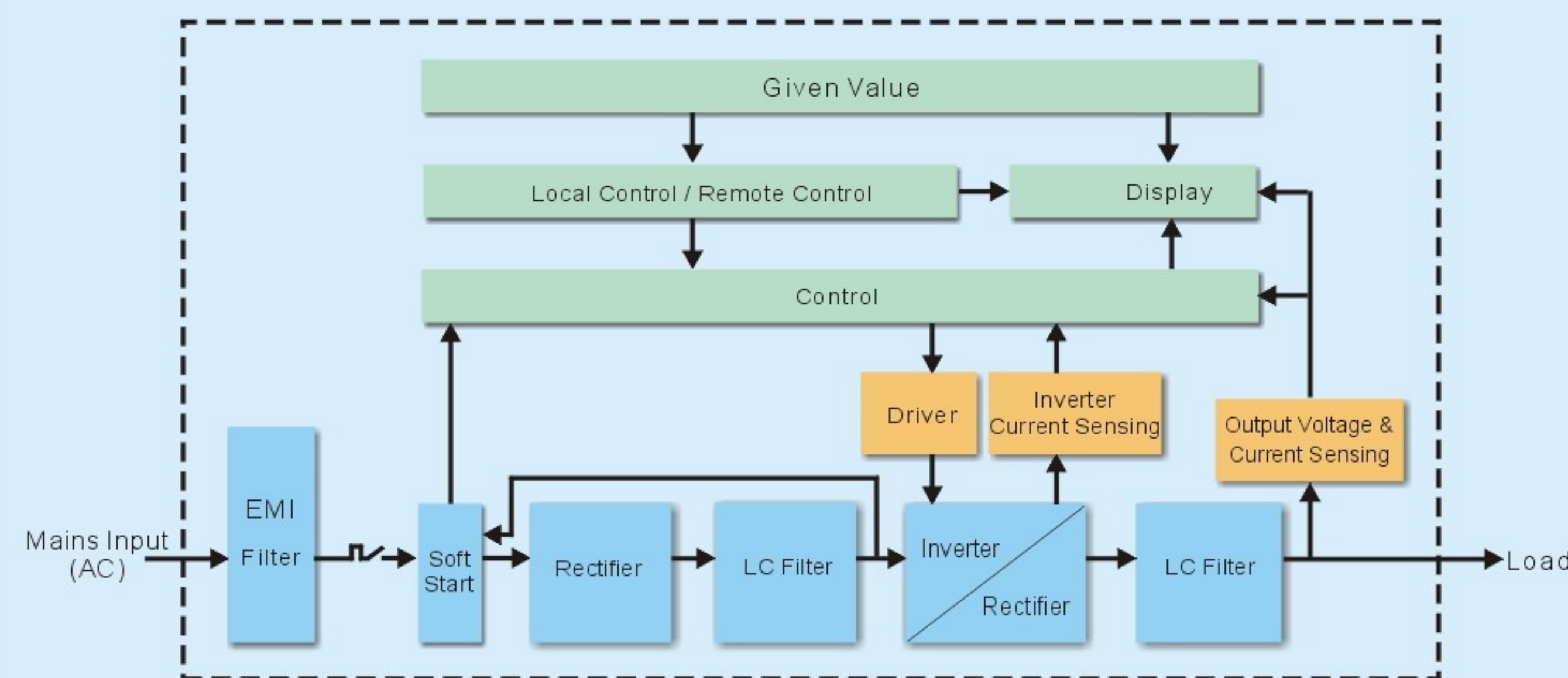
This series has 3 power module units with capacity of 2kW, 4kW, 8kW, and can be supplied with 18U/32U/42U 19" standard cabinet, and supervisor unit, composed of DC power systems (max capacity up to 64kW), provided flexible configuration to meet a variety of power needs.

Product features

- **High power density:**
The height of 2kW and 4kW power module is only 2U, and 8kW is only 4U.
- **Multi-protection function:**
Over voltage, over current, short circuit, and over temperature protection.
- **Remote control:**
Remote control can be achieved with analog monitor interface, to monitor 0~100% output voltage and output current.
- **19" standard cabinet:**
Save space and can be accommodate to users' environment.
- **Remote sensing compensation:**
Can compensate voltage drop during transmission cable and contact resistance. The range of compensation is 0~3V.

[Remarks]:
① 1U = 1.75inch = 4.445cm.

Product Block Diagram



2U
-2kW/k4W



4U
-8kW



Product Specification

Input/Output		187~253Vac, 1Φ2W+G		187~253Vac, 3Φ3W+G or 323~437Vac, 3Φ3W+G		187~253Vac, 1Φ2W+G or 187~253Vac, 3Φ3W+G or 323~437Vac, 3Φ3W+G			
Input	Rated voltage	187~253Vac, 1Φ2W+G		187~253Vac, 3Φ3W+G or 323~437Vac, 3Φ3W+G		187~253Vac, 1Φ2W+G or 187~253Vac, 3Φ3W+G or 323~437Vac, 3Φ3W+G			
	Current	Please refer to the form "Input/Output Specification"							
	Frequency	47~63Hz							
Output	Capacity	2 kW	4 kW	8 kW	24 kW max	48 kW max	64 kW max		
	Voltage	Please refer to the form "Input/Output Specification"							
	Current	Please refer to the form "Input/Output Specification"							
	Ripple	<0.15%							
	Voltage Adjustment	0~100% adjustable							
	Current limit adjustment	10~100% adjustable							
	Over-voltage adjustment	110% setting value~110% given value adjustable							
	Power adjustment rate	<±0.05% full scale							
	Load adjustment rate	<±0.05% full scale							
	Transient response time	< 1ms (load changes from 50% to 100% or from 100% to 50%)							
Other Specification		Efficiency (at rated input, max load)		>0.85		>0.89		Depending on configuration	
Circuit type		Switching power supply							
Protection function		Over voltage, over current, short circuit, over temperature							
Local control	Voltage meter	3 1/2digital meter			4 digital meter				
	Current meter	3 1/2digital meter			4 digital meter				
	Indicator light	Abnormal, external control, constant voltage, constant current							
	Pre-set	Output voltage, output current, output over current, reset							
Remote control	Compensation	0~3V							
	Control	Output voltage, output current 0~100% adjustable through external 0~5Vdc Voltage External control and reset							
Environment	Monitor	Remote control to output voltage, output current from 0 to 100% through external 0~5Vdc voltage							
	Operation temperature	0~50°C							
	Storage temperature	-25~65°C							
	Humidity	0~90% (non-condensing)							
Mechanical Specification	Cooling mode	Wind enter from the front and out in the back. Can be installed with rack from top to bottom.							
	Noise	< 55dB / 1m (fan speed control)							
	Withstand voltage	Input to crust 220Vdc/1min without arc /4mA							
Insulation Resistance		Input to crust 100MΩ (500Vdc)							
Electromagnetic Compatibility(EMC)		Input EMI filter							
Input mode	Terminal strips			Air switch					
Output mode	Copper busbar								
Structure	19" (483 mm) , xU rack type								
Demension	W×D×H (mm)	430×500×88	430×500×176	600×700×1036	600×700×1659	600×700×2104			
	W×D×H (inch)	16.9×19.7×3.5	16.9×19.7×7.0	23.6×27.5×40.8	23.6×27.5×65.2	23.6×27.5×82.7			
Weight (kg)	14		17		30		Depending on configuration		

Input / Output Specification

Power Rating		2 kW	4 kW	8 kW	24 kW max	48 kW max	64 kW max
Input	Rated Input Voltage(Vac)	Max Input Current (Aac)					
	Single Phase 220	18	—	—	The max input current of power unit × The number of power units configured		
	Three Phase 220	—	15	30			
	Three Phase 380	—	9	17			
Output	Rated Output Voltage(Vdc)	Max Output Current (Aac)					
	30	67	133	267	The max output current of power unit × The number of power units configured		
	40	50	100	200			
	60	33	67	133			
	80	25	50	100			
	100	20	40	80			
	160	13	25	50			
	330	6	12	24			
600	—	7	13				

[Remarks]: ① Custom-made specifications are on request;
② All specifications are subject to change without prior notice.

Standard Cabinet Dimensions and Max Capacity

[Dimension: Width×Depth×Height]



18U

Dimension: 600×700×1036 (mm)
23.6×27.5×40.8 (inch)
Max Capacity: 800Aac/24kW

32U

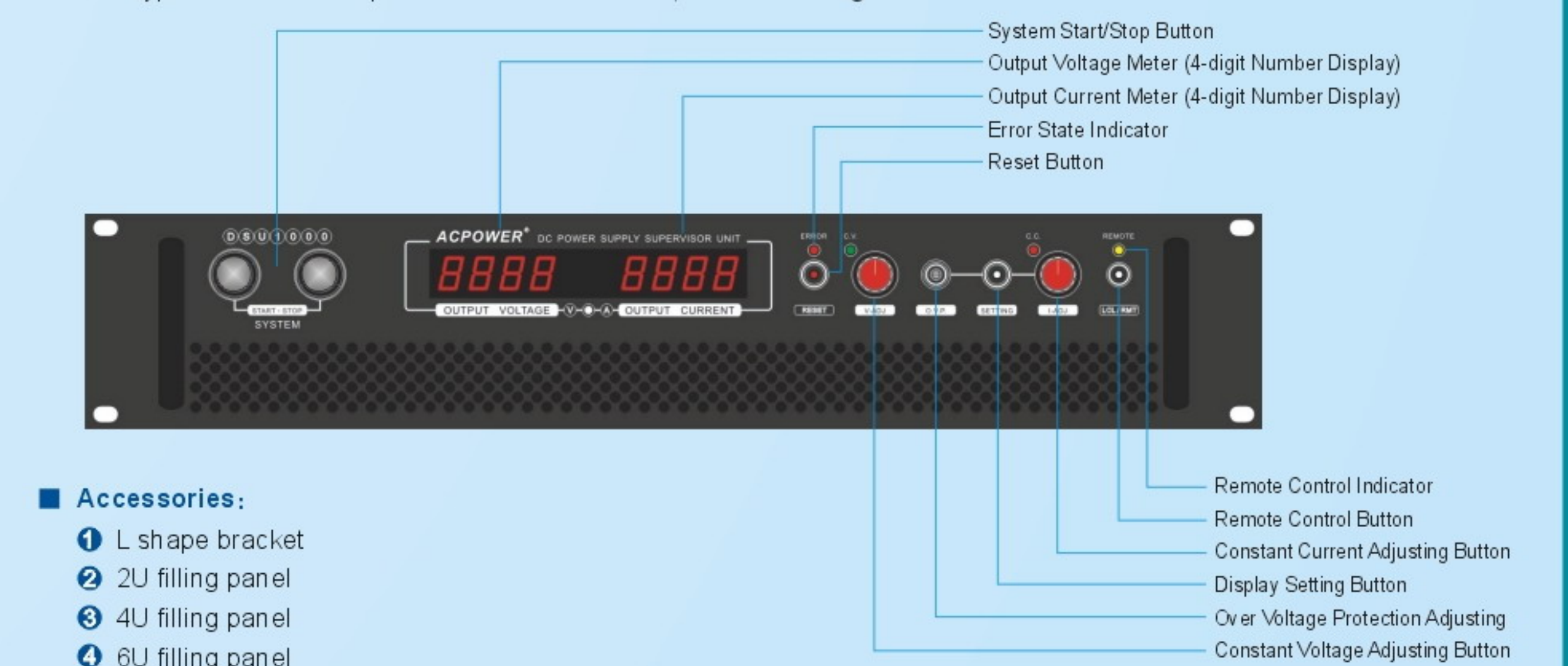
Dimension: 600×700×1659 (mm)
23.6×27.5×65.2 (inch)
Max Capacity: 1600Aac/48kW

42U

Dimension: 600×700×2104 (mm)
23.6×27.5×82.7 (inch)
Max Capacity: 2133Aac/64kW

Optional Parts

- **19" standard cabinet:**
Three different height 19-inch standard cabinet: 18U, 32U, 42U.
18U power system — the max capacity can be 800Aac/24kW;
32U power system — the max capacity can be 1600Aac/48kW;
42U power system — the max capacity can be 2133Aac/64kW;
- **Power unit:**
There are three power module units with capacity of 2kW, 4kW, 8kW available for configuration. Power units with different input voltage specifications and output voltage specifications should not be mixed use.
- **Supervisor unit:**
Display system running status and provide system control functions of high capacity DC power supply system (10~64kW); Two type interfaces for options: standard interface, isolated analog interface.



Accessories:

- ① L shape bracket
- ② 2U filling panel
- ③ 4U filling panel
- ④ 6U filling panel